

VABALAI-MŪSŲ DRAUGAI



Kauno lopšelis- darželis „Liepaitė“



Parengė: Aistė Guobė

Rita Pūtvienė





SVEIKI VAIKAI. ESU BITĖ
DARBŠTUOLYTĖ. AR GALĖTUMĖTE
MAN PADĖTI SUSKAIČIUOTI, KIEK
GĖLYČIŲ ŠIOJE PIEVOJE JAU
APLANKIAU?
GAL SUTIKSITE KARTU SU
MANIMI ATLIKTI DAR KELIS
DARBELIUS?
TADA PIRMYN!




KIEK BIČIŲ
EINA Į KAIRĘ
PUŠĘ?

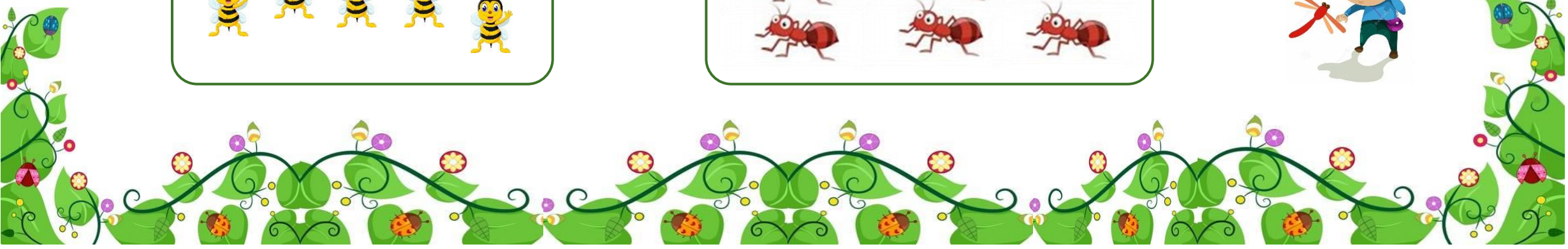







KIEK BIČIŲ
EINA Į DEŠINĘ
PUŠĘ?













PAMĖGINK
TEISINGAI
ĮRAŠYTI
ŽENKLUS.





SURASK ŠIŲ
PIEŠINĖLIŲ
ŠEŠĖLIUS.



ĮVARDINK VISUS
VABZDŽIUS.



SUSIKAUPK IR
ATLIK
SUDĖTIES
VEIKSMUS.



+




=



+



=



+



=



ŠI UŽDUOTIS
YRA NELENGVA,
BET PAMĖGINK,
GAL TAU PAVYKS.



ATLIKĖS
SUDĖTIES
VEIKSMUS,
NUSPALVINK
KIRMELYTES.

$2 + 6 = \square$

$2 + 5 = \square$

$2 + 3 = \square$


$2 + 2 = \square$

$2 + 8 = \square$

$2 + 1 = \square$

$2 + 7 = \square$

$2 + 4 = \square$



TA-RA-KO-NAS


3

4

6

5

SUSKAIČIUOK IR
PASAKYK, IŠ KELIŲ
SKIEMENŲ
SUDARYTI ŠIE
ŽODŽIAI.












ŽIO-GAS

4

2

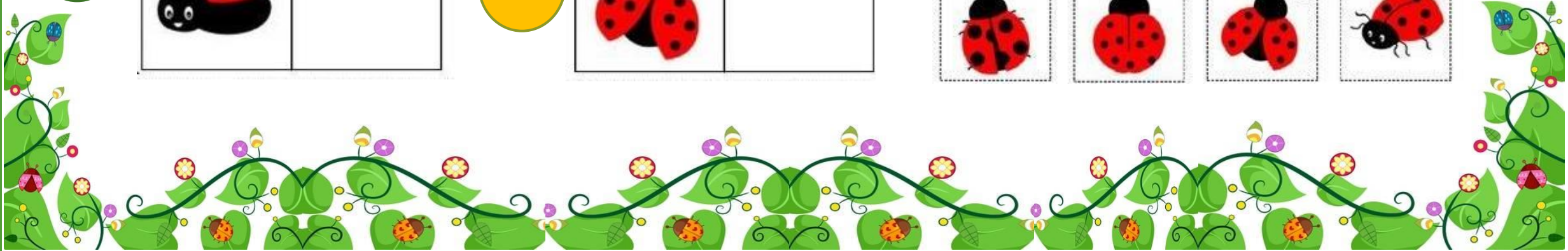

3







SUSKAIČIUOK
TAŠKELIUS IR
ĮRAŠYK.

ATSARGIAI
ELKIS SU
ŽIRKLĖMIS.
IŠKIRPK IR
SUKLIJUOK.



PAGALVOK IR PALAVINK
RANKYTĖ.





AČIŪ JUMS, KAD PADĖJOTE.
BŪVO LABAI GERA IR SMAGU.
O DABAR GALIMA IR
PAILSĖTI.

**IKI
PASIMATYMO!**

