






• Обведи фигуры.








*Kvítům bzučí písničky  
pracovité ...  
(včelíčky)*




*Okvětní listky nakreslí pomocí klíček jedním tahem. Střed kvítků tvoří spirála.  
Každý kvítek vybarví jinou barvou.*



*Motýlci jsou králi,  
kvítky si je chválí.  
Zdobí louky, těší děti,  
Dokud léto neuleťí.*




*Listečky květů a křídla motýlů mají tvar slzičky. Pozorně ji dokreslí a obrázek vybarví pestrymi barvami.*



Name: \_\_\_\_\_

prekcutism.com





|  |  |  |  |  |
|--|--|--|--|--|
|  |  |  |  |  |
|--|--|--|--|--|



Name:

preKautism.com

|  |  |  |  |  |
|--|--|--|--|--|
|  |  |  |  |  |
|--|--|--|--|--|









[TheLittleLadybird.com](http://TheLittleLadybird.com)



Puzzel de bosdierdjes weer aan elkaar





Name: \_\_\_\_\_

# Numbers to 5


Match the pictures to the numbers.

|   |  |  |
|---|--|--|
| 1 |  |  |
| 2 |  |  |
| 3 |  |  |
| 4 |  |  |
| 5 |  |  |











© Keith Chapman, Nickelodeon productions






For more step by step drawing tutorials visit us at [www.drawingtutorials101.com](http://www.drawingtutorials101.com)











Užduotėles parengė: mokytoja Violeta Zainčkovskaja